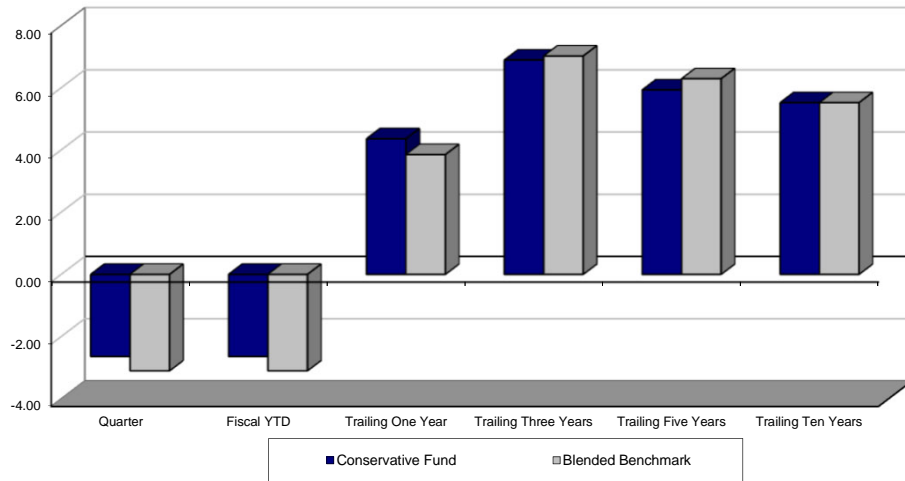


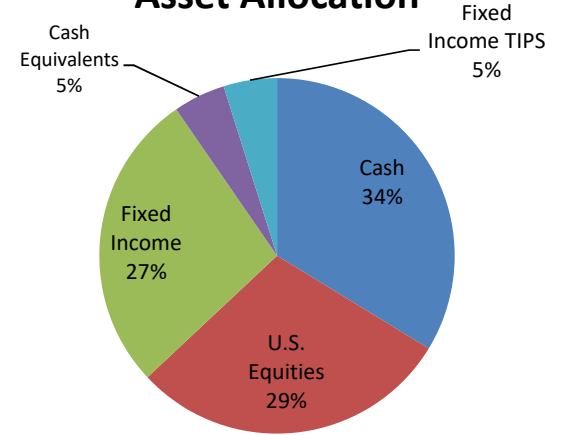
Conservative Fund

As of 3/31/2022

Portfolio Performance (%)



Asset Allocation



Investment Returns (%)	Quarter	Fiscal YTD	Trailing One Year	Trailing Three Years	Trailing Five Years	Trailing Ten Years
Conservative Fund	-2.64	-2.64	4.36	6.89	5.93	5.52
Blended Benchmark	-3.10	-3.10	3.85	7.02	6.29	5.52
US Equities	-3.69	-3.69	16.89	19.22	15.77	
S&P 500	-4.60	-4.60	15.65	18.92	15.99	
Fixed Income	-5.42	-5.42	-3.67	2.65	2.96	
Blmbg:Aggregate	-5.93	-5.93	-4.15	1.69	2.14	
Fixed Income TIPS	1.11	1.11	7.77	6.28	4.54	
Blended Inflation Index	0.91	0.91	9.53	6.63	5.09	
Cash & Equivalents	0.25	0.25	1.02	1.33	1.52	
3 Month T-Bill	0.04	0.04	0.06	0.81	1.13	

Returns are net of manager fees and fund expenses.

The Benchmark is a blend of the underlying indexes based upon the fund's asset allocation.

Qrtly Returns for All Funds

Fund	Return (%)
Conservative Fund	-2.64
Balanced Fund	-5.11
Diversified Fund	-5.47
All Equity Fund	-5.92

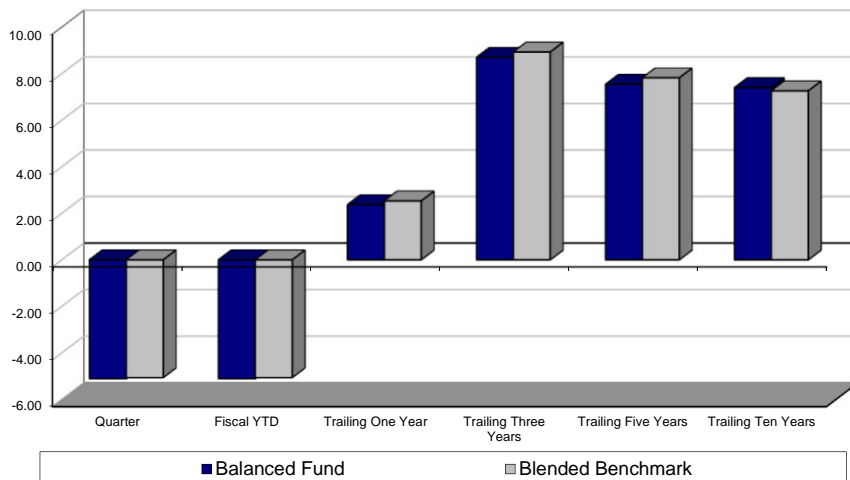
- Development Fund Rate: 1.00% (through June 30th)
- Income Only Fund Rate of Return: 0.16% (as of March 31st)

The Foundation appreciates being a partner in ministry with you!

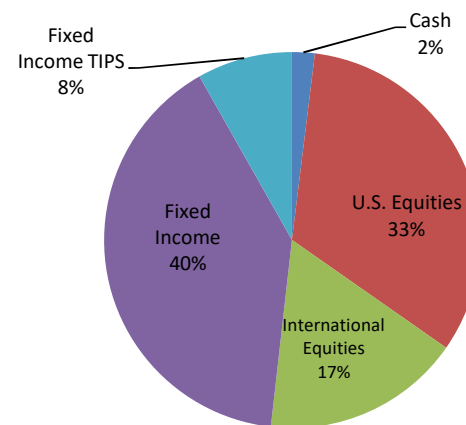
Balanced Fund

As of 3/31/2022

Portfolio Performance (%)



Asset Allocation



Investment Returns (%)	Quarter	Fiscal YTD	Trailing One Year	Trailing Three Years	Trailing Five Years	Trailing Ten Years
Balanced Fund	-5.11	-5.11	2.37	8.70	7.54	7.40
Blended Benchmark	-5.06	-5.06	2.53	8.93	7.82	7.26
US Equities	-4.97	-4.97	12.39	17.39	14.76	
Russell:3000 Index	-5.28	-5.28	11.92	18.24	15.40	
International Equities	-7.82	-7.82	-3.33	8.13	6.59	
Blended International Index	-5.60	-5.60	-1.27	7.87	6.98	
Fixed Income	-5.42	-5.42	-3.71	2.66	2.97	
Blmbg:Aggregate	-5.93	-5.93	-4.15	1.69	2.14	
Fixed Income TIPS	1.09	1.09	7.78	6.32	4.54	
Blended Inflation Index	0.91	0.91	9.53	6.63	5.09	
Cash & Equivalents	0.00	0.00	0.00	0.00	0.00	
3 Month T-Bill	0.04	0.04	0.06	0.81	1.13	

Qrtly Returns for All Funds

Fund	Return (%)
Conservative Fund	-2.64
Balanced Fund	-5.11
Diversified Fund	-5.47
All Equity Fund	-5.92

- Development Fund Rate: 1.00% (through June 30th)
- Income Only Fund Rate of Return: 0.16% (as of March 31st)

The Foundation appreciates being a partner in ministry with you!

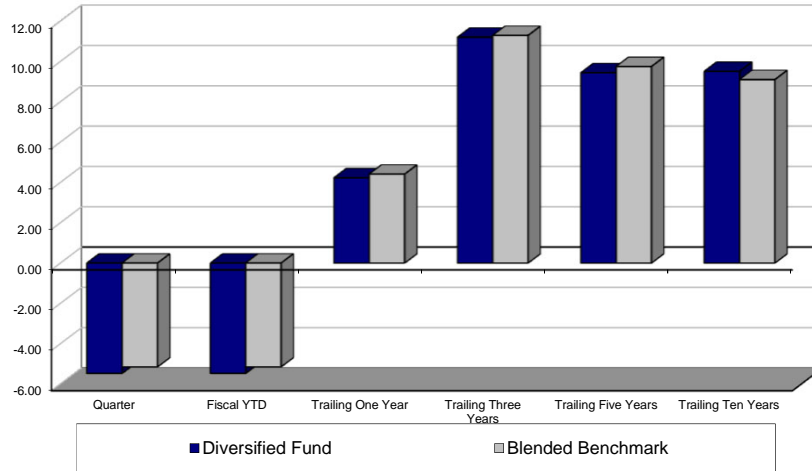
Returns are net of manager fees and fund expenses.

The Benchmark is a blend of the underlying indexes based upon the fund's asset allocation.

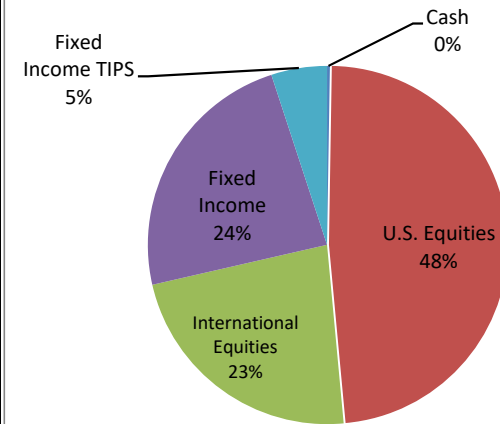
Diversified Fund

As of 3/31/2022

Portfolio Performance (%)



Asset Allocation



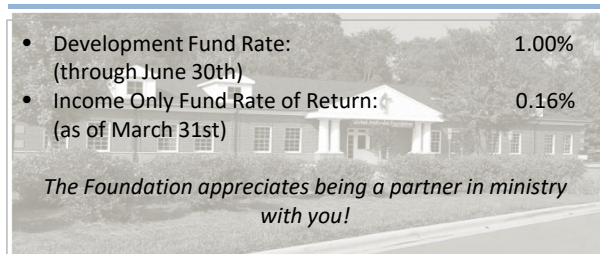
Investment Returns (%)	Quarter	Fiscal YTD	Trailing One Year	Trailing Three Years	Trailing Five Years	Trailing Ten Years
Diversified Fund	-5.47	-5.47	4.23	11.20	9.44	9.51
Blended Benchmark	-5.15	-5.15	4.41	11.29	9.75	9.10
US Equities	-5.01	-5.01	12.16	17.64	14.84	
Russell:3000 Index	-5.28	-5.28	11.92	18.24	15.40	
International Equities	-7.94	-7.94	-3.89	8.21	6.62	
Blended International Index	-5.60	-5.60	-1.27	7.87	6.98	
Fixed Income	-5.36	-5.36	-3.64	2.69	2.98	
Blmbg:Aggregate	-5.93	-5.93	-4.15	1.69	2.14	
Fixed Income TIPS	1.10	1.10	7.81	6.33	4.55	
Blended Inflation Index	0.91	0.91	9.53	6.63	5.09	
Cash & Equivalents	0.00	0.00	0.00	0.00	0.00	
3 Month T-Bill	0.04	0.04	0.06	0.81	1.13	

Qrtly Returns for All Funds

Fund	Return (%)
Conservative Fund	-2.64
Balanced Fund	-5.11
Diversified Fund	-5.47
All Equity Fund	-5.92

Returns are net of manager fees and fund expenses.

The Benchmark is a blend of the underlying indexes based upon the fund's asset allocation.



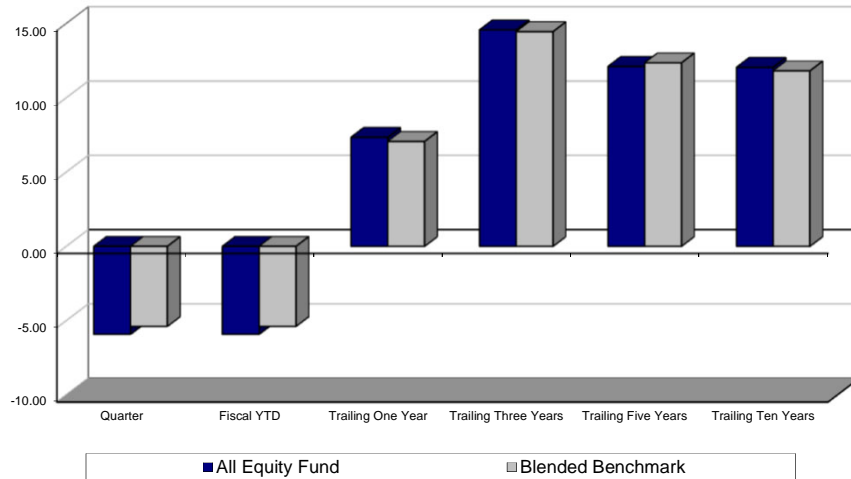
- Development Fund Rate: 1.00% (through June 30th)
- Income Only Fund Rate of Return: 0.16% (as of March 31st)

The Foundation appreciates being a partner in ministry with you!

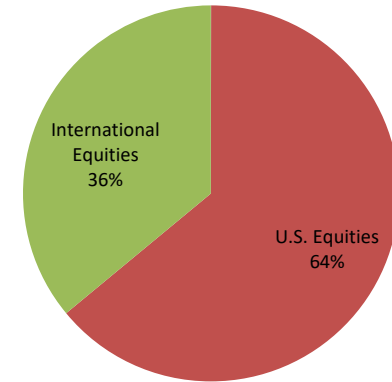
All Equity Fund

As of 3/31/2022

Portfolio Performance (%)



Asset Allocation



Investment Returns (%)	Quarter	Fiscal YTD	Trailing One Year	Trailing Three Years	Trailing Five Years	Trailing Ten Years
All Equity Fund	-5.92	-5.92	7.34	14.57	12.11	12.05
Blended Benchmark	-5.39	-5.39	7.06	14.45	12.35	11.81
US Equities	-4.92	-4.92	13.10	17.78	15.08	
Russell:3000 Index	-5.28	-5.28	11.92	18.24	15.40	
International Equities	-7.79	-7.79	-2.61	8.59	6.83	
Blended International Index	-5.60	-5.60	-1.27	7.87	6.98	
Cash & Equivalents	0.00	0.00	0.00	0.00	0.00	
3 Month T-Bill	0.04	0.04	0.06	0.81	1.13	

Qrtly Returns for All Funds

Fund	Return (%)
Conservative Fund	-2.64
Balanced Fund	-5.11
Diversified Fund	-5.47
All Equity Fund	-5.92

- Development Fund Rate: 1.00% (through June 30th)
- Income Only Fund Rate of Return: 0.16% (as of March 31st)

The Foundation appreciates being a partner in ministry with you!

Returns are net of manager fees and fund expenses.

The Benchmark is a blend of the underlying indexes based upon the fund's asset allocation.