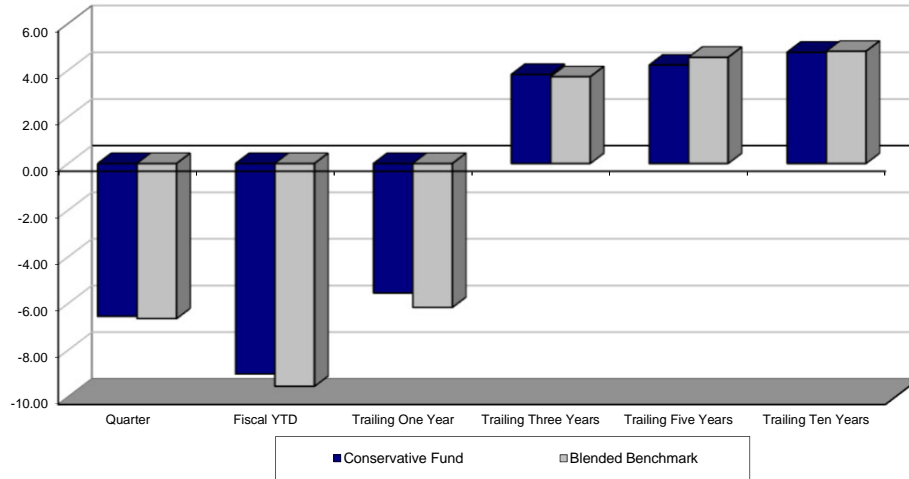


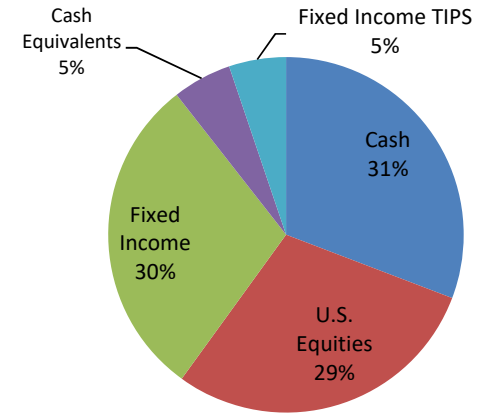
Conservative Fund

As of 6/30/2022

Portfolio Performance (%)



Asset Allocation



Investment Returns (%)	Quarter	Fiscal YTD	Trailing One Year	Trailing Three Years	Trailing Five Years	Trailing Ten Years
Conservative Fund	-6.55	-9.02	-5.55	3.82	4.22	4.77
Blended Benchmark	-6.65	-9.55	-6.17	3.72	4.55	4.81
US Equities	-15.95	-19.06	-9.01	11.27	11.20	
S&P 500	-16.10	-19.96	-10.62	10.60	11.31	
Fixed Income	-5.16	-10.30	-10.55	-0.14	1.52	
Blmbg:Aggregate	-4.69	-10.35	-10.29	-0.93	0.88	
Fixed Income TIPS	-5.95	-4.90	-2.40	3.23	3.37	
Blended Inflation Index	-8.91	-8.20	-4.22	2.49	3.27	
Cash & Equivalents	0.25	0.50	1.02	1.25	1.50	
3 Month T-Bill	0.10	0.14	0.17	0.63	1.11	

Returns are net of manager fees and fund expenses.

The Benchmark is a blend of the underlying indexes based upon the fund's asset allocation.

Qrtly Returns for All Funds

Fund	Return (%)
Conservative Fund	-6.55
Balanced Fund	-10.11
Diversified Fund	-12.28
All Equity Fund	-14.86

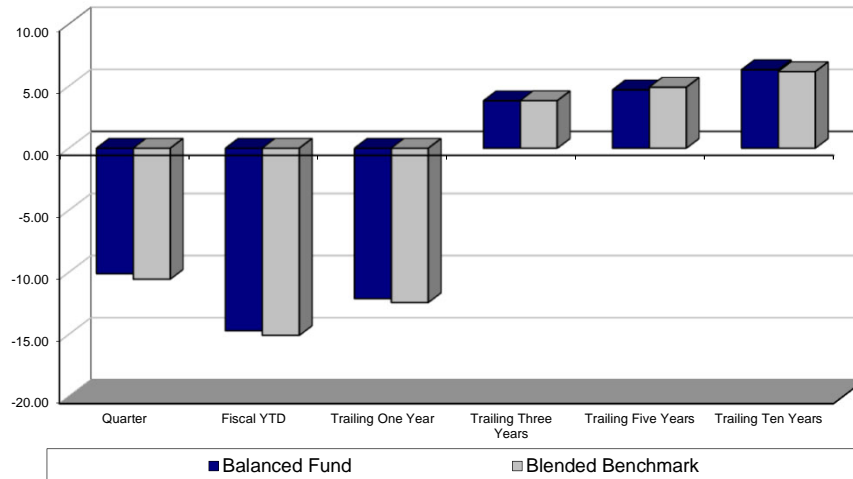
- Development Fund Rate: 2.00% (through Sep 30th)
- Income Only Fund Rate of Return: 0.67% (as of June 30th)

The Foundation appreciates being a partner in ministry with you!

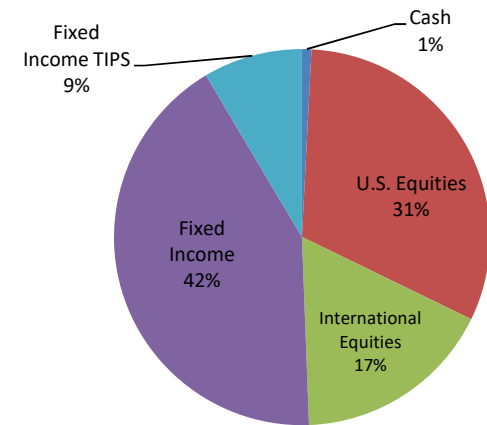
Balanced Fund

As of 6/30/2022

Portfolio Performance (%)



Asset Allocation



Investment Returns (%)	Quarter	Fiscal YTD	Trailing One Year	Trailing Three Years	Trailing Five Years	Trailing Ten Years
Balanced Fund	-10.11	-14.70	-12.11	3.82	4.70	6.32
Blended Benchmark	-10.55	-15.08	-12.43	3.83	4.91	6.17
US Equities	-16.39	-20.55	-12.44	9.32	10.09	
Russell:3000 Index	-16.70	-21.10	-13.87	9.77	10.60	
International Equities	-12.71	-19.53	-20.63	2.22	2.42	
Blended International Index	-14.28	-19.08	-19.86	1.55	2.57	
Fixed Income	-5.17	-10.31	-10.58	-0.13	1.52	
Blmbg:Aggregate	-4.69	-10.35	-10.29	-0.93	0.88	
Fixed Income TIPS	-5.95	-4.92	-2.40	3.26	3.36	
Blended Inflation Index	-8.91	-8.20	-4.22	2.49	3.27	
Cash & Equivalents	0.00	0.00	0.00	0.00	0.00	
3 Month T-Bill	0.10	0.14	0.17	0.63	1.11	

Qrtly Returns for All Funds

Fund	Return (%)
Conservative Fund	-6.55
Balanced Fund	-10.11
Diversified Fund	-12.28
All Equity Fund	-14.86

- Development Fund Rate: 2.00% (through Sep 30th)
- Income Only Fund Rate of Return: 0.67% (as of June 30th)

The Foundation appreciates being a partner in ministry with you!

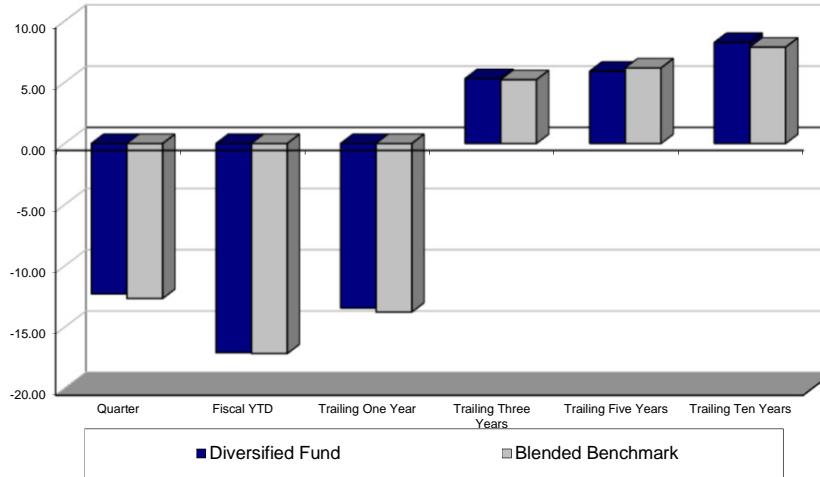
Returns are net of manager fees and fund expenses.

The Benchmark is a blend of the underlying indexes based upon the fund's asset allocation.

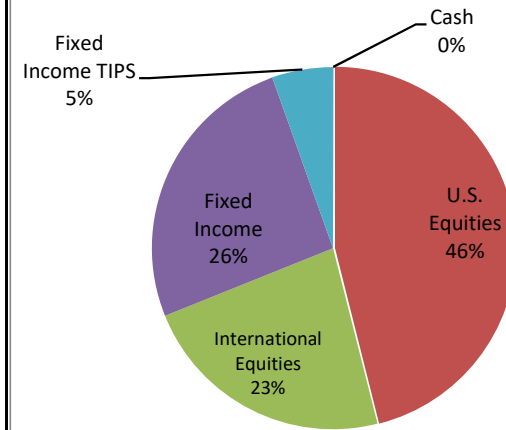
Diversified Fund

As of 6/30/2022

Portfolio Performance (%)



Asset Allocation



Investment Returns (%)	Quarter	Fiscal YTD	Trailing One Year	Trailing Three Years	Trailing Five Years	Trailing Ten Years
Diversified Fund	-12.28	-17.08	-13.45	5.31	5.91	8.26
Blended Benchmark	-12.66	-17.16	-13.77	5.21	6.17	7.87
US Equities	-16.33	-20.52	-12.50	9.58	10.18	
Russell:3000 Index	-16.70	-21.10	-13.87	9.77	10.60	
International Equities	-12.53	-19.48	-20.70	2.37	2.49	
Blended International Index	-14.28	-19.08	-19.86	1.55	2.57	
Fixed Income	-5.18	-10.26	-10.53	-0.10	1.54	
Blmbg:Aggregate	-4.69	-10.35	-10.29	-0.93	0.88	
Fixed Income TIPS	-5.95	-4.91	-2.37	3.28	3.38	
Blended Inflation Index	-8.91	-8.20	-4.22	2.49	3.27	
Cash & Equivalents	0.00	0.00	0.00	0.00	0.00	
3 Month T-Bill	0.10	0.14	0.17	0.63	1.11	

Qrtly Returns for All Funds

Fund	Return (%)
Conservative Fund	-6.55
Balanced Fund	-10.11
Diversified Fund	-12.28
All Equity Fund	-14.86

Returns are net of manager fees and fund expenses.

The Benchmark is a blend of the underlying indexes based upon the fund's asset allocation.

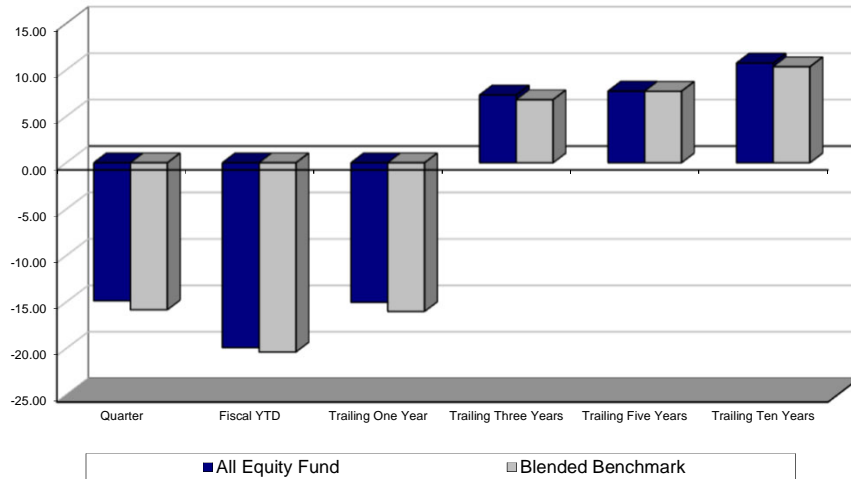
- Development Fund Rate: 2.00% (through Sep 30th)
- Income Only Fund Rate of Return: 0.67% (as of June 30th)

The Foundation appreciates being a partner in ministry with you!

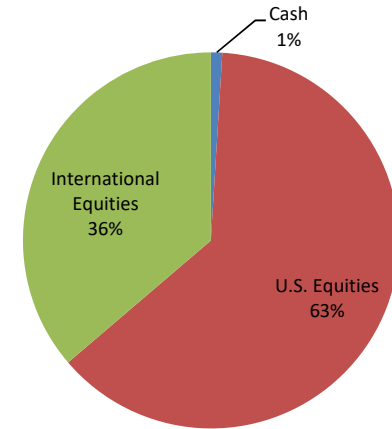
All Equity Fund

As of 6/30/2022

Portfolio Performance (%)



Asset Allocation



Investment Returns (%)	Quarter	Fiscal YTD	Trailing One Year	Trailing Three Years	Trailing Five Years	Trailing Ten Years
All Equity Fund	-14.86	-19.90	-15.03	7.30	7.71	10.73
Blended Benchmark	-15.83	-20.37	-16.01	6.79	7.70	10.34
US Equities	-16.44	-20.55	-12.45	9.63	10.31	
Russell:3000 Index	-16.70	-21.10	-13.87	9.77	10.60	
International Equities	-12.55	-19.36	-20.29	2.62	2.72	
Blended International Index	-14.28	-19.08	-19.86	1.55	2.57	
Cash & Equivalents	0.00	0.00	0.00	0.00	0.00	
3 Month T-Bill	0.10	0.14	0.17	0.63	1.11	

Returns are net of manager fees and fund expenses.

The Benchmark is a blend of the underlying indexes based upon the fund's asset allocation.

Qrtly Returns for All Funds

Fund	Return (%)
Conservative Fund	-6.55
Balanced Fund	-10.11
Diversified Fund	-12.28
All Equity Fund	-14.86

- Development Fund Rate: 2.00% (through Sep 30th)
- Income Only Fund Rate of Return: 0.67% (as of June 30th)

The Foundation appreciates being a partner in ministry with you!