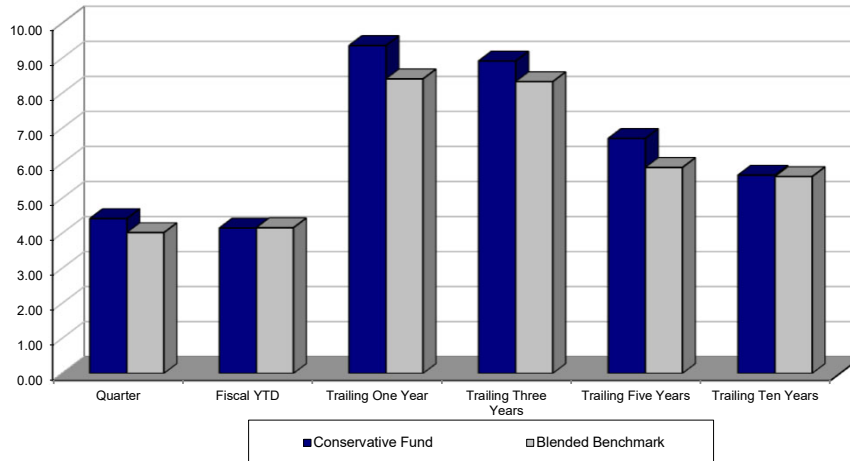


Conservative Fund

As of 06/30/25

Portfolio Performance (%)

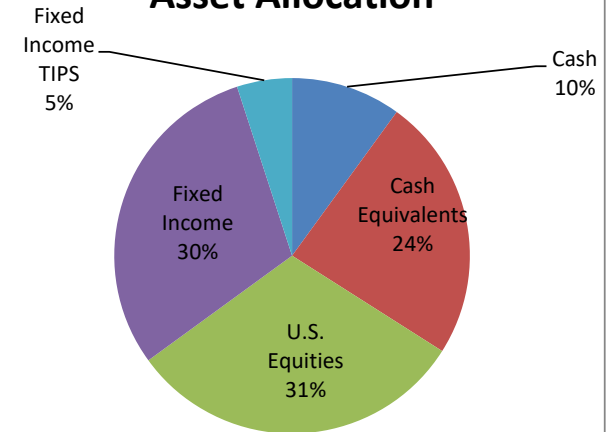


Investment Returns (%)	Quarter	Fiscal YTD	Trailing One Year	Trailing Three Years	Trailing Five Years	Trailing Ten Years
Conservative Fund	4.42	4.15	9.36	8.92	6.71	5.66
Blended Benchmark	4.02	4.16	8.41	8.33	5.88	5.62
US Equities	12.43	6.60	17.29	21.78	18.64	
S&P 500	10.94	6.20	15.16	19.71	16.64	
Fixed Income	1.70	4.50	7.02	4.52	1.11	
Blmbg:Aggregate	1.21	4.02	6.08	2.55	-0.73	
Fixed Income TIPS	1.09	4.82	6.06	3.28	3.57	
Blended Inflation Index	0.13	4.77	5.88	1.95	1.85	
Cash & Equivalents	1.22	2.47	6.16	3.79	2.67	
3 Month T-Bill	1.04	2.07	4.68	4.56	2.76	

Returns are net of manager fees and fund expenses.

The Benchmark is a blend of the underlying indexes based upon the fund's asset allocation.

Asset Allocation



Quarterly Returns for All Funds

Fund	Return (%)
Conservative Fund	4.42
Balanced Fund	6.77
Diversified Fund	9.32
All Equity Fund	11.55

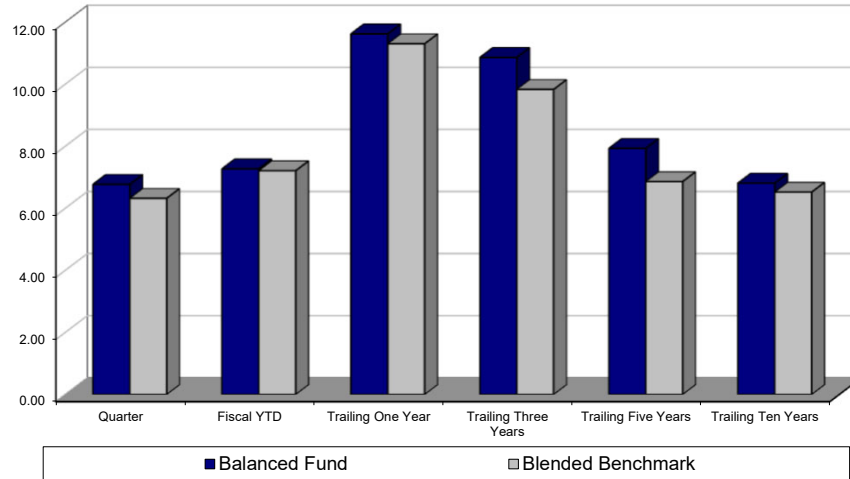
- Development Fund Rate: 4.00% (through Sep 30th)
- Income Only Fund Rate of Return: 4.43% (as of Jun 30th)

The Foundation appreciates being a partner in ministry with you!

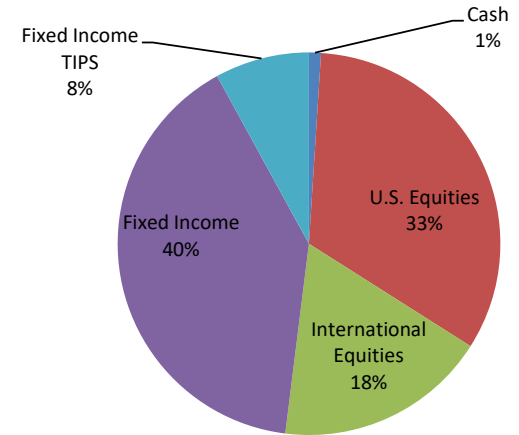
Balanced Fund

As of 06/30/25

Portfolio Performance (%)



Asset Allocation



Investment Returns (%)	Quarter	Fiscal YTD	Trailing One Year	Trailing Three Years	Trailing Five Years	Trailing Ten Years
Balanced Fund	6.77	7.27	11.62	10.86	7.93	6.81
Blended Benchmark	6.32	7.21	11.30	9.83	6.86	6.52
US Equities	11.39	5.37	15.96	19.69	16.56	
Russell:3000 Index	10.99	5.75	15.30	19.08	15.96	
International Equities	13.41	19.36	18.01	13.87	10.49	
Blended International Index	12.71	17.88	17.83	13.92	10.20	
Fixed Income	1.71	4.51	6.81	4.51	1.09	
Blmbg:Aggregate	1.21	4.02	6.08	2.55	-0.73	
Fixed Income TIPS	1.09	4.80	5.84	3.25	3.56	
Blended Inflation Index	0.13	4.77	5.88	1.95	1.85	
Cash & Equivalents	0.00	0.00	0.00	0.00	0.00	
3 Month T-Bill	1.04	2.07	4.68	4.56	2.76	

Returns are net of manager fees and fund expenses.

The Benchmark is a blend of the underlying indexes based upon the fund's asset allocation.

Quarterly Returns for All Funds

Fund	Return (%)
Conservative Fund	4.42
Balanced Fund	6.77
Diversified Fund	9.32
All Equity Fund	11.55

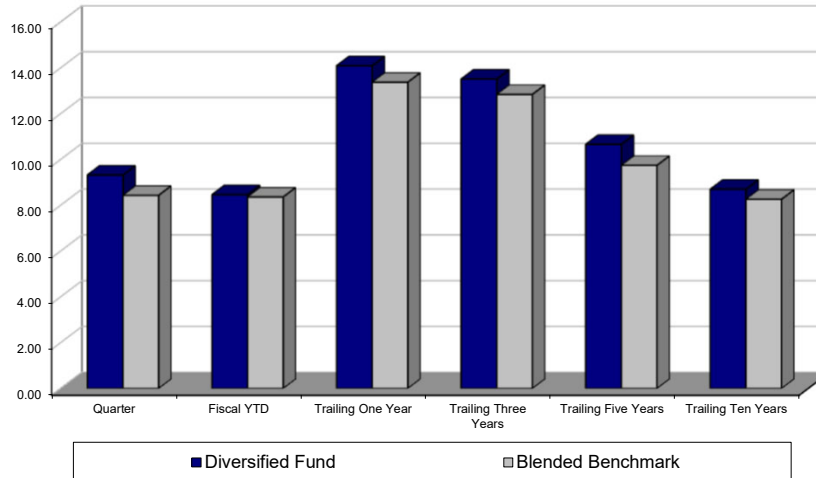
- Development Fund Rate: 4.00% (through Sep 30th)
- Income Only Fund Rate of Return: 4.43% (as of Jun 30th)

The Foundation appreciates being a partner in ministry with you!

Diversified Fund

As of 06/30/25

Portfolio Performance (%)

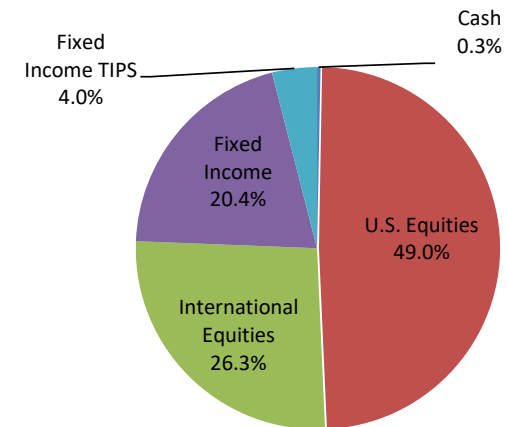


Investment Returns (%)	Quarter	Fiscal YTD	Trailing One Year	Trailing Three Years	Trailing Five Years	Trailing Ten Years
Diversified Fund	9.32	8.46	14.09	13.51	10.66	8.70
Blended Benchmark	8.43	8.36	13.37	12.84	9.74	8.26
US Equities	11.45	5.44	16.12	19.37	16.49	
Russell:3000 Index	10.99	5.75	15.30	19.08	15.96	
International Equities	13.48	19.27	17.95	13.55	10.40	
Blended International Index	12.71	17.88	17.83	13.92	10.20	
Fixed Income	1.69	4.50	6.78	4.41	1.06	
Blmbg:Aggregate	1.21	4.02	6.08	2.55	-0.73	
Fixed Income TIPS	1.10	4.83	5.87	3.18	3.54	
Blended Inflation Index	0.13	4.77	5.88	1.95	1.85	
Cash & Equivalents	0.00	0.00	0.00	0.00	0.00	
3 Month T-Bill	1.04	2.07	4.68	4.56	2.76	

Returns are net of manager fees and fund expenses.

The Benchmark is a blend of the underlying indexes based upon the fund's asset allocation.

Asset Allocation



Quarterly Returns for All Funds

Fund	Return (%)
Conservative Fund	4.42
Balanced Fund	6.77
Diversified Fund	9.32
All Equity Fund	11.55

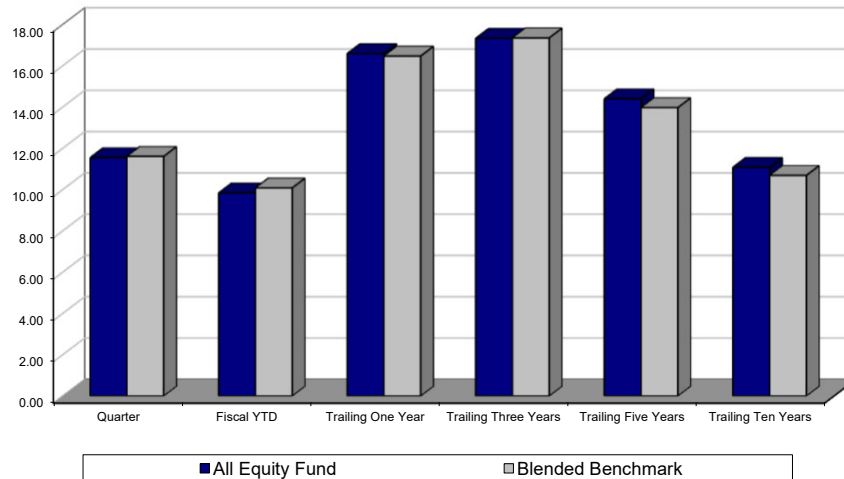
- Development Fund Rate: 4.00% (through Sep 30th)
- Income Only Fund Rate of Return: 4.43% (as of Jun 30th)

The Foundation appreciates being a partner in ministry with you!

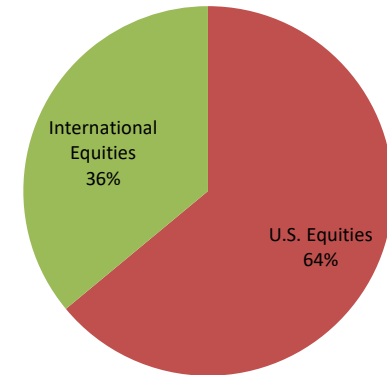
All Equity Fund

As of 06/30/25

Portfolio Performance (%)



Asset Allocation



Investment Returns (%)	Quarter	Fiscal YTD	Trailing One Year	Trailing Three Years	Trailing Five Years	Trailing Ten Years
All Equity Fund	11.55	9.84	16.59	17.33	14.40	11.08
Blended Benchmark	11.61	10.08	16.47	17.35	13.97	10.69
US Equities	10.87	5.02	15.68	19.40	16.54	
Russell:3000 Index	10.99	5.75	15.30	19.08	15.96	
International Equities	12.59	18.59	17.44	13.51	10.44	
Blended International Index	12.71	17.88	17.83	13.92	10.20	
Cash & Equivalents	0.00	0.00	0.00	0.00	0.00	
3 Month T-Bill	1.04	2.07	4.68	4.56	2.76	

Returns are net of manager fees and fund expenses.

The Benchmark is a blend of the underlying indexes based upon the fund's asset allocation.

Quarterly Returns for All Funds

Fund	Return (%)
Conservative Fund	4.42
Balanced Fund	6.77
Diversified Fund	9.32
All Equity Fund	11.55

- Development Fund Rate: 4.00% (through Sep 30th)
- Income Only Fund Rate of Return: 4.43% (as of Jun 30th)

The Foundation appreciates being a partner in ministry with you!